



Dreamfit



Dreamfit

One for all replacement

ENEC approved

160lm/W


Phase switch

Dreamfit

Size



Dreamfit



Power dip switch 25-75W


Dreamfit

Independent CE&EMC approved 3 phase switch
unit, maximum load voltage 400V



Pre-wired through
2.5mm² copper cable for interconnecting

Dreamfit



Exclusive double input connector



Double click bracket

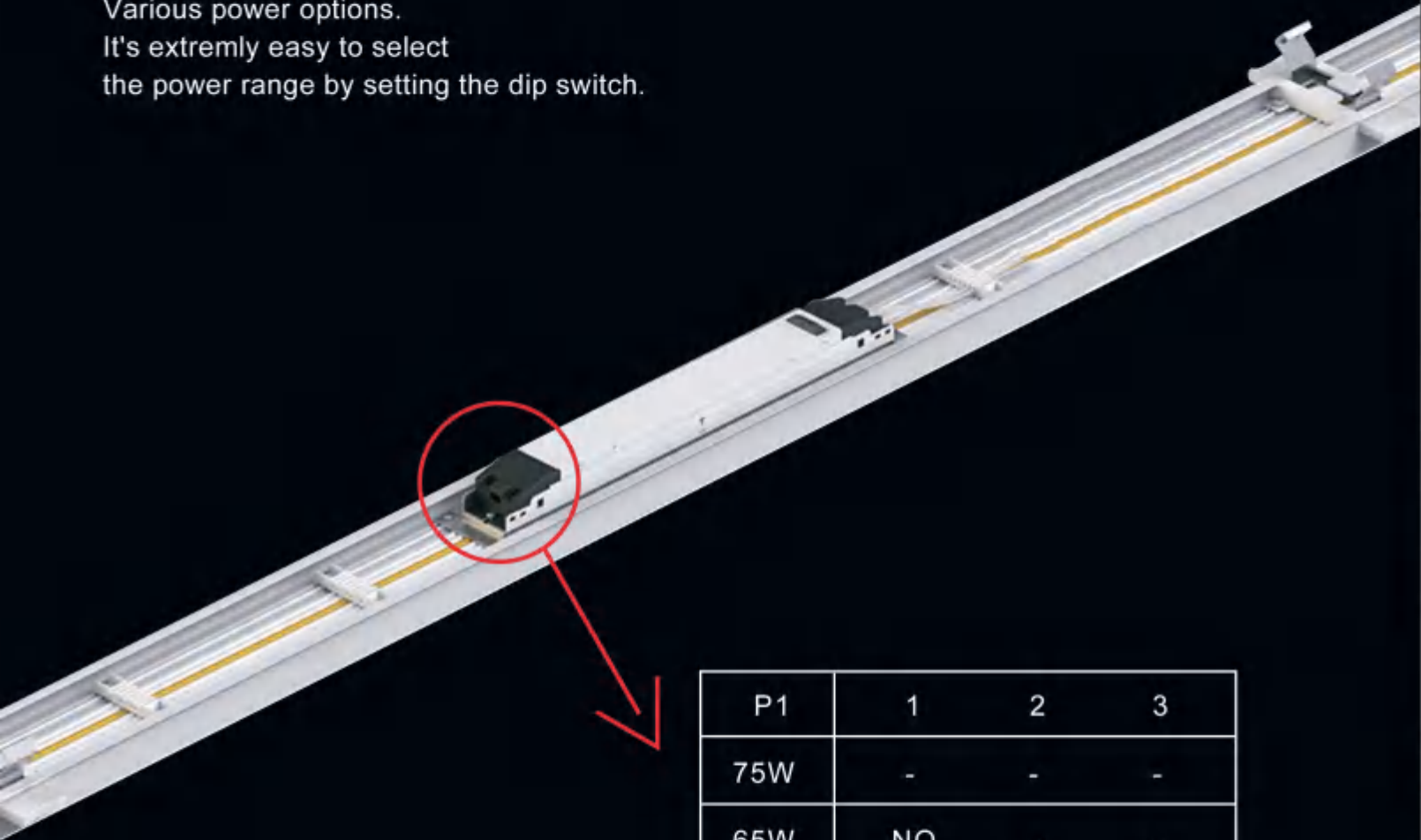


Safety cable



POWER ADJUSTABLE BY DIP SWITCH DESIGN

Various power options.
It's extremely easy to select
the power range by setting the dip switch.




P1	1	2	3
75W	-	-	-
65W	NO	-	-
55W	-	NO	-
45W	NO	NO	-
40W	-	-	NO
35W	NO	-	NO
30W	-	NO	NO
25W	NO	NO	NO



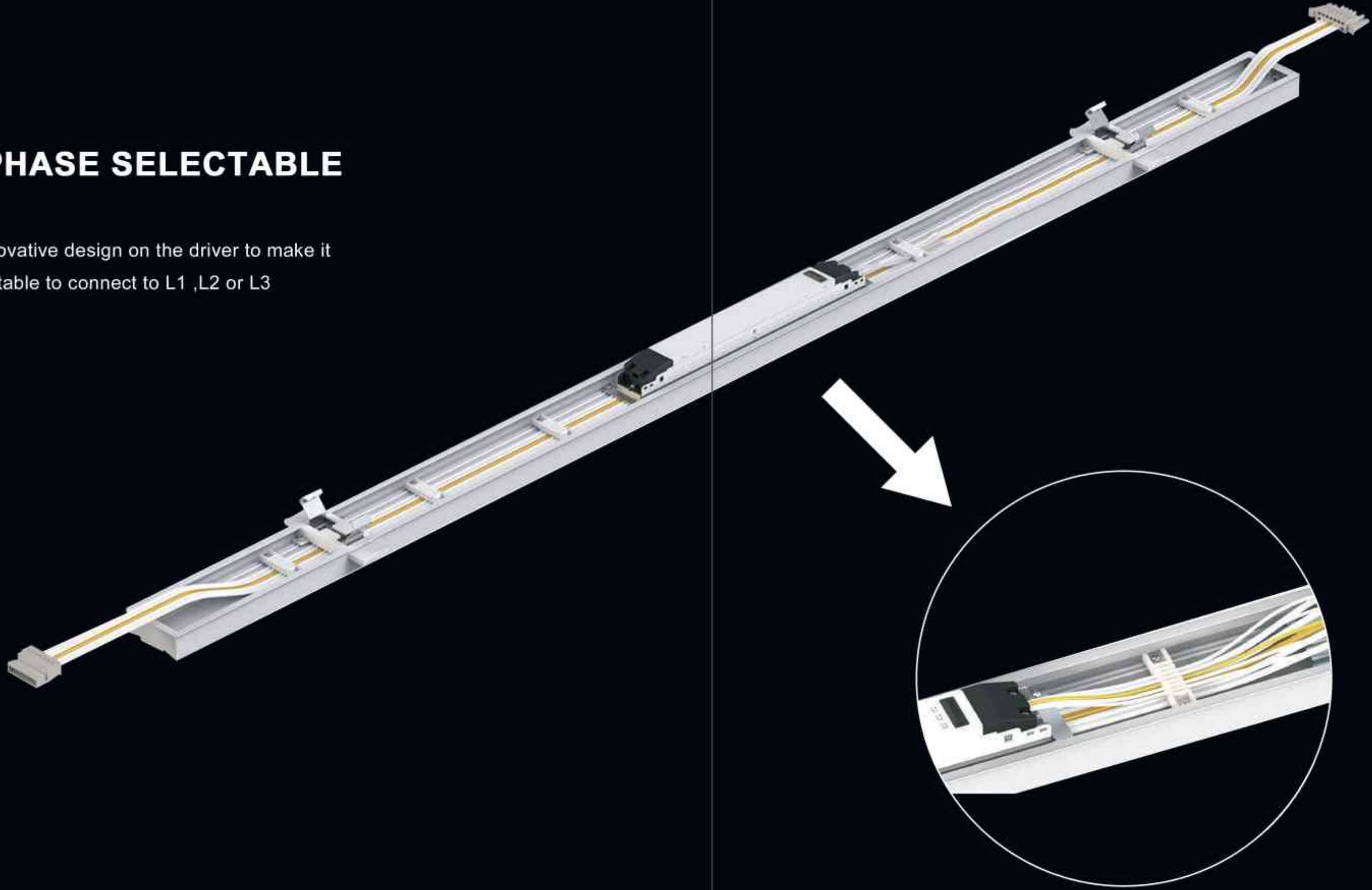
ONE FOR ALL

A Universal Retrofit module for All Trunk



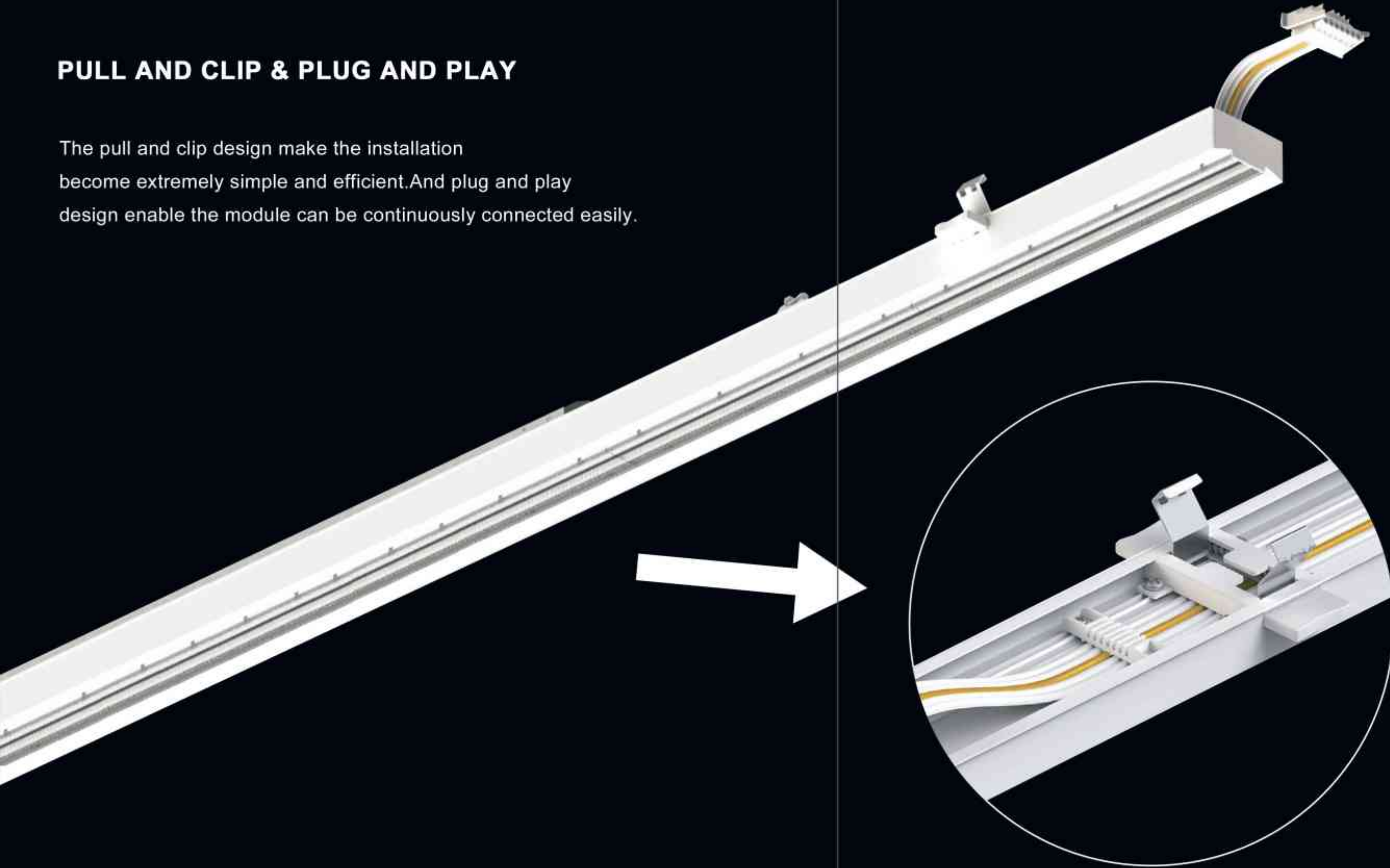
3 PHASE SELECTABLE

A innovative design on the driver to make it selectable to connect to L1 ,L2 or L3



PULL AND CLIP & PLUG AND PLAY

The pull and clip design make the installation become extremely simple and efficient. And plug and play design enable the module can be continuously connected easily.



OPTICAL LENS AND DIFFUSER DESIGN



ACCESSORY



Safety cable
Model No: UR001
2pcs required for module



AC input terminal
Model No: UR002
for 220v power cable feed in



Blank cover
Model No: UR15CB
Aluminum type length: 1437mm



1.5M connector line
Model No: UR003-7/815
including AC input terminal
and output terminal



3.0M connector line
Model No: UR003-7/830
including AC input terminal
and output terminal



TRICCO
Innovate Your

Dreamfit





Tel:+86-752-5559317

Fax:+86-752-5559357

Email:info@trico-led.com

Website:www.trico-led.com